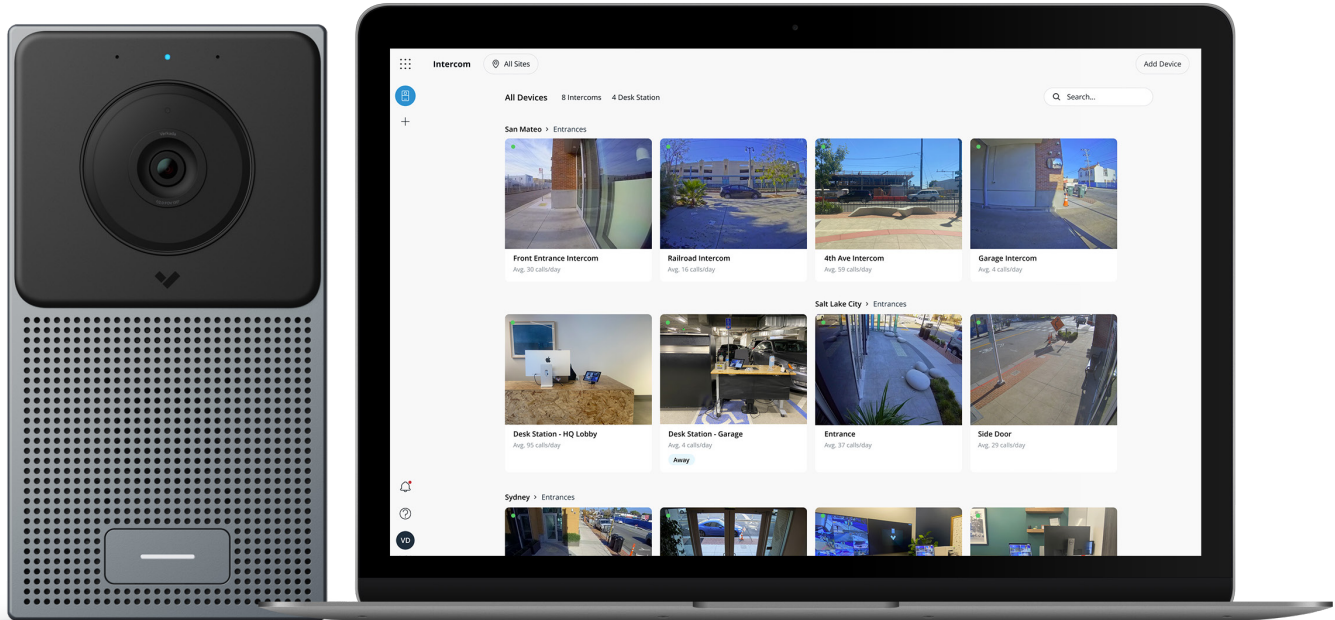


Answer Calls, Grant Entry and Secure Entrances from Anywhere



Overview

Verkada’s Intercom solution allows organizations to enhance security and answer calls from anywhere with sharp video, clear audio, four smart receiver methods and intuitive management and security tools in Verkada Command.

To provide sharp video and clear call audio, Verkada’s TD52 Video Intercom provides 5MP-quality video of callers in almost any lighting condition. An ultra-wide 130-degree Field of View (FoV) lens ensures that receivers can see callers, regardless of where they are standing. To ensure clear audio for callers and receivers, TD52 includes a powerful 5W speaker and two digital beamforming microphones.

In addition to video intercom capabilities, the TD52 also functions as a security camera, recording all camera footage continuously for 30 days, regardless of if there’s an incoming call or not. Like all Verkada cameras, the TD52 deploys powerful AI tools like motion search and people analytics at the edge, giving organizations powerful video intercom and video security capabilities from an unparalleled vantage point.

To allow organizations to receive calls from anywhere, four smart receiver methods are available on the Verkada Pass mobile app, the Verkada Desk Station tablet application, via web browsers in Verkada Command and via existing phone numbers, allowing organizations to ensure that calls are always answered. Smart call routing allows organizations to specify who, when and how receivers should be contacted when a call comes in.

Finally, native integrations with Verkada Cameras and Access Control allow organizations to better secure their entrances without additional complexity. Context cameras can be paired with any intercom and access controls are accessible on every receiver method, allowing receivers to view important video security insights and unlock doors in a single tap, from any device.



Verkada’s hybrid cloud intercom architecture



Verkada hardware

All-in-one devices easily control doors and secure entrances

Command Platform

Unified call receiving, security tools and system management

Flexible call receiving

Flexible smart receivers offer clear audio and sharp video, virtually anywhere

Enhance Security and Answer Calls from Anywhere

Simple to install

- No fixed receiver phone integrations, NVRs, DVRs, or servers—just a PoE connection
- Intercom comes online and configures in minutes
- Native video, access and audio capabilities without needing additional systems or integrations

Advantages of a cloud-managed solution

- Simplified hardware deployment and management
- Calls can be routed to any phone, no network or geographical limitations
- Cloud-based routing and configurable schedules provide unmatched flexibility

Easy to use

- Effortless admin and management with Command’s intuitive web-based platform
- Secure and simple call receiving on any device from anywhere
- No training required to safely receive calls or securely access footage and features
- Find, download and share footage from any device

Ready for scale

- Bandwidth-friendly solution can deploy in almost any setting
- Scale to hundreds of intercoms and hundreds of locations – and manage everything in Verkada Command
- No added equipment needed to support additional functionality

Powerful security applications

- Intelligent security applications provide contextual video clips for enhanced call security
- Edge-compute capabilities help ensure low bandwidth consumption
- Powerful search capabilities allow admins to identify relevant footage in seconds

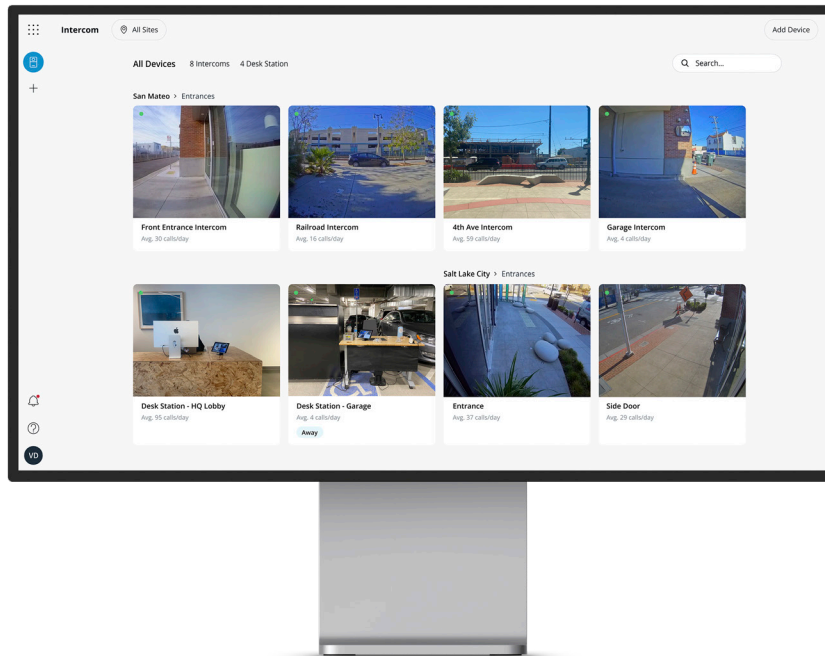
No hidden costs

- Hardware includes an industry-leading 10-year warranty
- Over-the-air firmware updates keep the system up to date
- New features and enhancements are added at no additional costs



Verkada Command overview

The All-in-One Hub for Verkada's Cloud-based Intercom



Command, Verkada's cloud-based management software, is designed to serve as an all-in-one hub for managing Verkada Intercoms. From Command, users can add and configure intercom devices, add users and schedules and set up smart call routing logic to align with daily business operations. Command allows users to answer and review calls and access advanced insights from Verkada's security features and manage their intercom devices.

Manage from anywhere

- Remotely manage and receive intercom calls from any browser or device
- Receive alerts for offline devices, tamper events and motion
- Add schedules dynamically to match operational requirements

Quickly review call actions and events

- Verify smart receiver events like door unlocks, call history and entry denied
- One-click video and audio playback provide enhanced call clarity
- View key events with automatically generated call timelines

Easily receive calls

- Receive incoming calls in 5MP quality
- Utilize responsive security applications to enhance building security
- Search through calls easily for faster incident resolution

Detect and respond to threats in real time

- Stay informed with customizable, intelligent alerts
- Speed up investigations with responsive security applications
- Search and filter to find specific events or individuals

Scale with simplicity

- Add, disable, decommission and configure new devices with a single tap
- Easily view and manage desk stations, including customizable branding
- Pair intercoms with access controlled doors and cameras

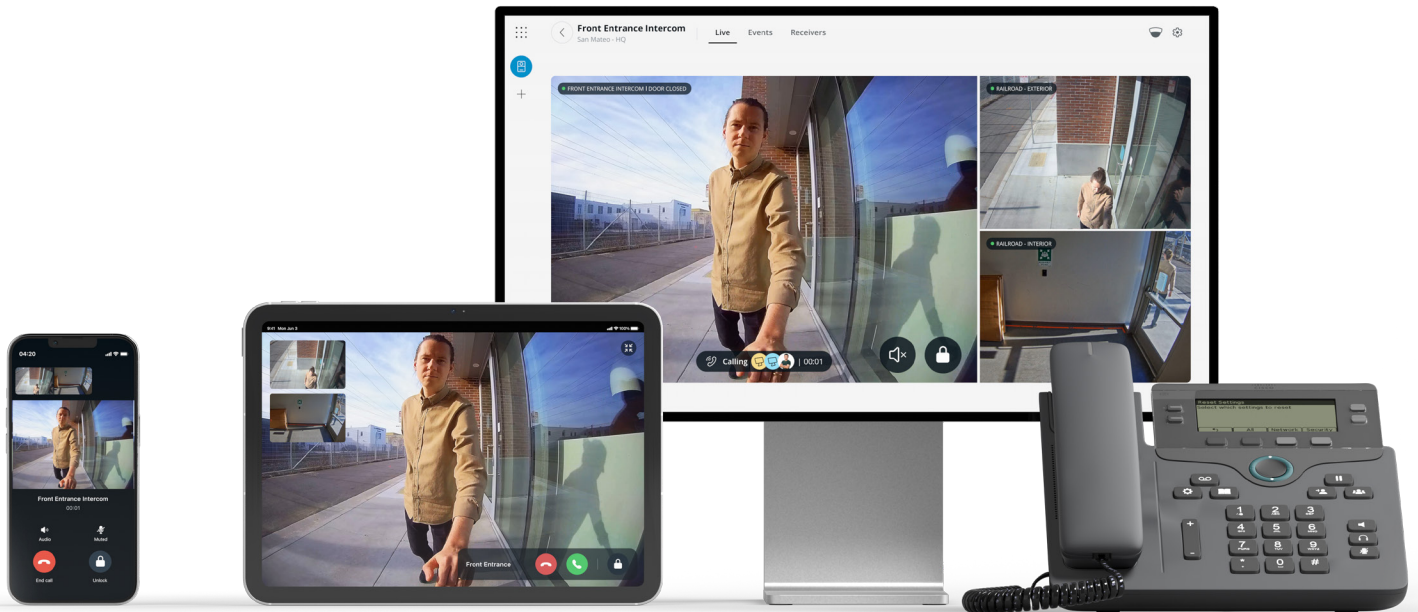
Seamless integration with Verkada's physical security infrastructure

- Get 24/7 video security on your intercom device – incoming call or not
- Deploy context cameras for a comprehensive understanding of the scene
- Pair with access control, door I/Os and DPIs in one click



Take Calls From Anywhere With Flexible Smart Receivers and Cloud-based Call Routing

Send calls to the right person at the right time and fit Intercom in with your existing workflows.



Verkada’s video intercom system combines four flexible smart receivers with simple cloud-based call routing and scheduling to allow organizations to easily manage incoming calls and adapt to shifting workflows. Customizable call routing and scheduling allows organizations to define who, when and how different users should be contacted when intercom calls come in. Four smart receiver methods replace fixed devices with cloud-based call routing and receiving that ensures a seamless calling experience.

With Verkada, organizations can mix and match receiver types to scale across offices and geographies. Customizable schedules and call routing logic ensures that the system can always meet evolving organizational needs.

Flexible call receiving

- Deploy the right receiver infrastructure with four distinct smart receiver methods
- Add new users and receivers in a single click – no need to configure new landlines

Dynamic smart call routing

- Quickly specify smart call routing schedules to call receivers concurrently or sequentially
- Define logic and recipients in each step of the call list
- Select multiple recipients and call users in parallel or in sequence to match your business needs

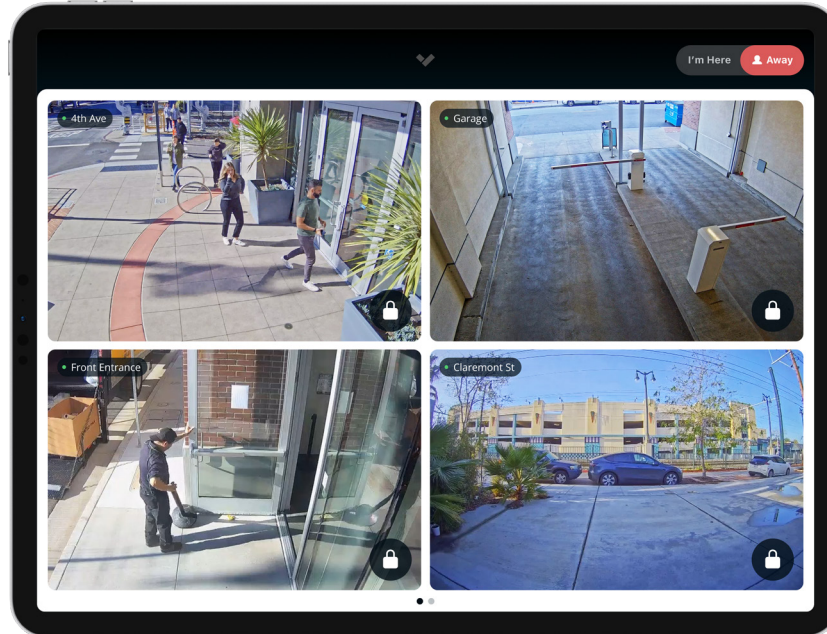
Greater control with schedules

- Easily add schedules and build custom call lists
- Create sub-schedules for off hours or different callers to ensure that call routing matches daily operations
- Set schedules for each recipient
- Adjust call routing in one tap using ‘Away from Desk’ functionality



Receiver Type 1: Verkada Desk Station

Easily Receive Calls on a Powerful iPad Based Receiver



The Verkada Desk Station is an iPad based application that allows admins and call receivers to easily review entry requests. With Desk Station, organizations can pair an unlimited number of devices per tablet and can view up to four intercoms, doors or cameras at once.

The Desk Station app gives call receivers like receptionists and security guards a unified, full HD view of intercom calls. The application also consolidates key intercom actions and information such as camera feeds, call audio and door unlock capabilities into a single, intuitive interface. Call receivers can use picture-in-picture functionality to view additional context cameras and get the full context of a scene before making entry decisions. Outside of calls, the Desk Station can stream video and unlock doors, giving users visibility and control over their entrances.

With the Desk Station, call receivers can view video intercom and video security camera feeds and manage door access without getting elevated permissions in Command.

Secure and intuitive call experience

- Automated call flow highlights incoming calls by providing a full-screen 1080p video of the visitor
- View door lock status and unlock doors at the tap of a finger
- Receivers can receive call audio, video and notifications with an intuitive mobile calling flow that is similar to other iOS applications.
- Picture in picture capabilities allow receivers to gather more information and make more secure entry decisions

Endlessly customizable

- Pair an unlimited number of intercoms to the Desk Station Application, allowing for ultimate scalability
- Add tiles for Intercoms, Verkada Cameras and Verkada access controlled doors
- Provision remote door unlock capabilities for any Verkada access controlled door to get added operational flexibility
- Quickly configure receiver device layout with drag-and-drop setup flow
- Pair up to two context cameras per Intercom for enhanced visibility of all calls

Powerful admin tools

- Use Desk Station page within Command to manage tiles, add new intercoms, cameras or doors and arrange the interface functionality of the Desk Station
- Set conditional schedules and toggle them on and off with the simple here / away toggle on the Desk Station Application
- Download the Desk Station application from the Apple App store and easily provision devices, with intuitive onboarding flow



Receiver Type 2: Verkada Pass App Take Calls on the Go With the Verkada Pass Mobile App



For true on-the-go mobile call receiving, users can take calls with the Verkada Pass mobile app. By expanding on the Bluetooth credential capabilities of Verkada Pass, new Verkada Intercom updates provide organizations with a simple, all-in-one way to manage building access and credentials.

Organizations are now able to provide building access credentials as well as intercom calling within an easy-to-use mobile application. For organizations, Verkada Pass is a seamless and secure way to provide users with mobile call receiving and Bluetooth building credentials in a simplified application. With Verkada Pass, receivers can take full frame, crystal-clear calls on-the-go and view additional context cameras to see a more complete picture of incoming calls. Together with Bluetooth unlock capabilities, the Verkada Pass app provides a mobile building credential, enhanced call receiving flexibility and seamless security in a simple mobile application.

Simple, secure setup

- Easily provision users and roles in Verkada Command
- Allow users to login directly or with SAML integrations such as Okta and Azure Active Directory
- Quickly add Verkada Pass app users to call lists directly in Command

Simplified, secure call receiving

- Crystal-clear, full frame calls allow for easy and secure access decisions
- Intuitive interface allows for single-tap call receiving and management
- Picture in picture functionality provides valuable context on incoming calls to make even more secure access decisions

Powerful Bluetooth unlock capabilities

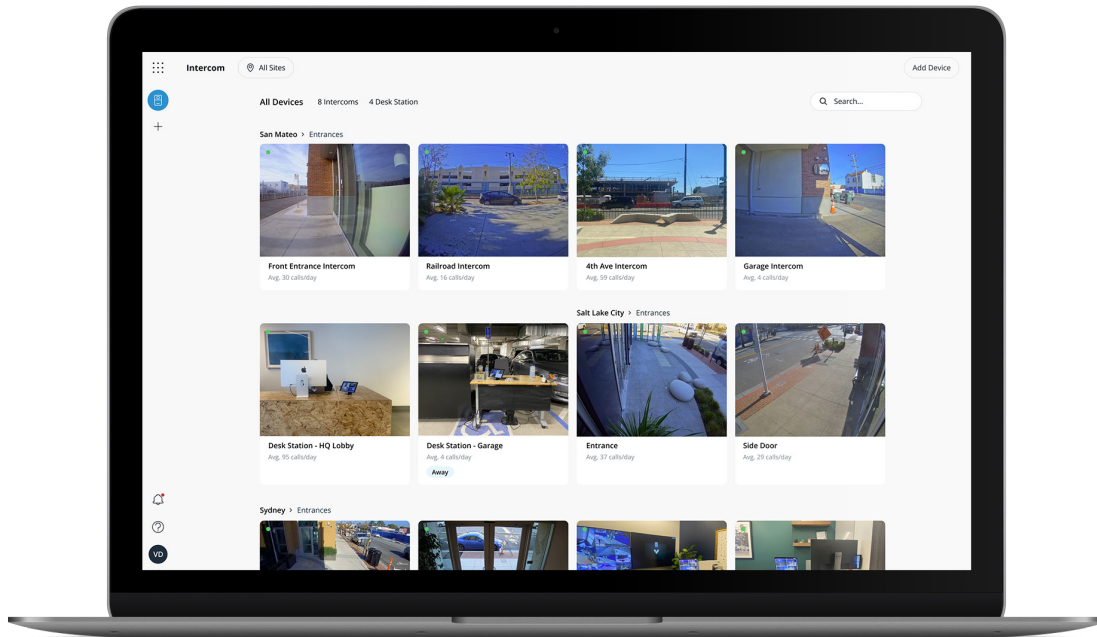
- End-to-end mobile credential and intercom receiver
- Simplified management to turn on or off unlock, call receiving and credential privileges for any user, right in Verkada Command
- Intuitive notifications and user alerts for call lists and incoming calls



Receiver Type 3: Verkada Command

Take Calls From Any Internet Browser With Verkada's Cloud-based Command Platform

Available March 2023



Verkada Intercom also allows organizations to take calls directly in Command with intuitive, web-based controls to accept and decline calls, listen to audio and unlock doors for secure and simple call receiving. Available from virtually anywhere in the world, Command also allows admins to add new devices, manage receivers and access advanced insights.

Receive incoming calls with ease

- See incoming calls in 1080p video quality with always-intelligible audio to make secure entry decisions on every call
- When configured as a call receiver, Command will send a notification to users whenever a call comes in – wherever users are in Command
- See all video intercoms and context cameras paired with entry doors
- Easily respond to calls with buttons to answer / dismiss the call as well as unlock the door

Powerful security tools for more secure call receiving

- Utilize intelligent security applications like People Analytics to quickly identify relevant video clips and surface additional insights to make better decisions on building and guest access when receiving calls
- Filter and sort calls by time frame or specific event type for faster incident resolution

Enhanced call security

- Remotely access incoming calls and past footage on any browser or any device
- Automatically view past incidents and calls to get enhanced security intelligence
- View unified security insights from across the Verkada Platform on a single pane of glass

Automated call intelligence

- Dynamic timelines generated automatically for every incoming intercom call
- One click video and audio playback for more call clarity and better security
- Easily download clips of particular segments from calls to share with authorities or third parties



Receiver Type 4: Landline Phone

Leverage a Phone Line to Route Calls to Existing Infrastructure



For more traditional workflows and applications, organizations can also route calls to existing call receiving infrastructure like mobile or landline phone numbers and front-desk phone stations. Verkada Intercom allows call receivers to easily unlock the door right from their phone's keypad – without needing to switch apps or devices.

Whether a cell phone or physical landline, Verkada allows organizations to easily send intercom calls to the existing devices and infrastructure that organizations utilize day-to-day.

Easy set up

- Simply add phone numbers as a receiver types in the Intercom smart call routing flow – no need to configure new phones or change anything with your phone provider
- Add cell phones, fixed receivers and more to easily field incoming calls with existing communications infrastructure

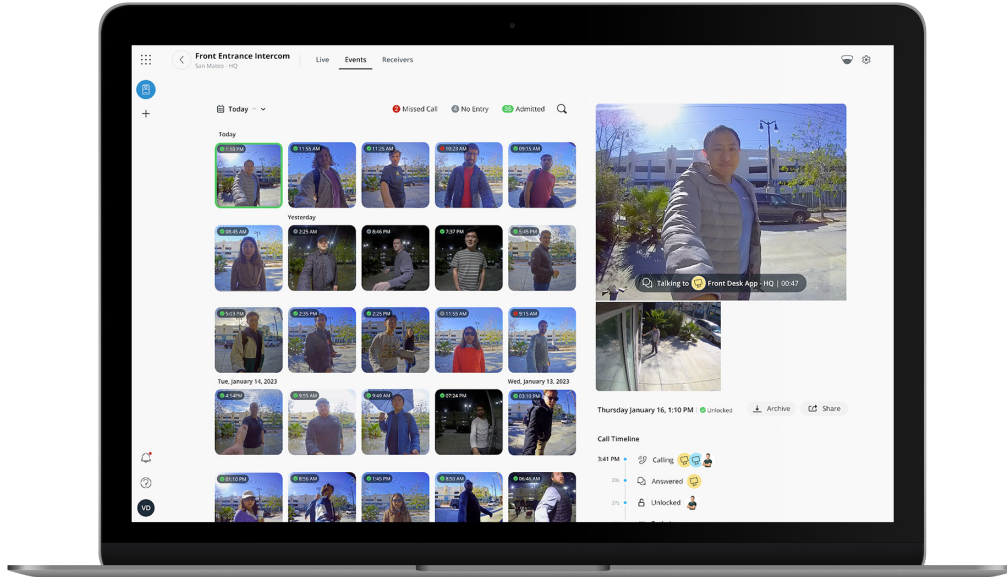
Simple call and entry experience

- When an intercom call comes in and is routed to a dedicated phone receiver, the phone rings with intercom audio
- To unlock the door, users simply need to press any number to speak and unlock the door



Verkada Integration overview

Deploy an intercom that is seamlessly integrated with Verkada’s unified physical security platform.



In addition to functioning as a powerful standalone intercom system, Verkada’s video intercom integrates seamlessly with other Verkada product lines for even greater security capabilities. Native camera integrations extend calling capabilities with easy-to-configure context cameras. Native access control integrations allow for enhanced and simplified, door security. And extensibility with Verkada Guest, Alarms and more ensures that organizations can provide a safe workspace and a seamless building visitor experience.

Powerful camera integrations for enhanced security

- Easily integrate additional context cameras with your intercom system
- Utilize picture-in-picture functionality when receiving calls for enhanced security
- See unified insights across cameras and video intercoms. Get a unified point of reference to review calls from the simplified events page, including synchronized events across intercoms and context cameras
- Get a unified view across all devices with advanced AI features like motion search and People Analytics
- Get continuous video security on your video intercom to view all camera activity across all intercom devices – incoming call or not

Powerful access control integrations for enhanced security

- Deploy a video intercom on doors controlled by Verkada Access Control for more integrated door and building security
- Remotely unlock doors and more, directly from intercom receiver stations
- Simple management across devices with a unified platform – when door schedules are updated in Verkada Access Control, those updates will automatically apply changes to any intercom door schedules for paired doors
- Organizations can also pair Intercoms with door I/O devices like DPIs and more to get a more rich view of the scene and deploy even more integrated security capabilities

See Intercom calls as door events right in Verkada Command

- Define a range of triggers to set conditional unlock schedules including the Desk Station Here / Away toggle Aux buttons and keycards
- View past calls in the events tab with key information including time of call, duration of call, recipient who answered the call, call video information and other call metadata like receiver type



One Device for Intuitive Calling and Enhanced Security

High-performance hardware to provide modern workplaces with enhanced security and flexibility.



Verkada's TD52 Video Intercom is a beautiful cloud-native Video Intercom that can stand alone or integrate natively with the rest of your Verkada environment. TD52 Video Intercom is designed to feel both intelligent and familiar - creating an intercom experience that's intuitive and hassle-free. Verkada Intercom's hybrid cloud architecture eliminates the need for NVRs/DVRs and fixed receiver stations, simplifying installation and ownership.

For leading video security capabilities, a 1080p camera with a wide 130° FoV lens gives receivers a clear view of visitors regardless of where they are standing. The eye-level mounted TD52 also provides an unrivaled vantage point for Verkada camera analytics such as motion, face search and person of interest alerts.

To provide clear audio, the TD52 features a 5W speaker and two omnidirectional MEMS microphones with noise suppression and acoustic echo cancellation functionality. The TD52 provides clear pickup and broadcast range despite outside wind or background noise - making it easy for callers and receivers to make clear calls.

With clear video and powerful intercom security, call receivers have real time tools and ongoing insights to make more secure entry decisions. Best of all with Verkada, organizations don't have to run dedicated analog cabling, set up extra servers and networking infrastructure, or handle arcane integrations with third party services. Everything from calling, video recording and AI-powered analytics are initiated at the edge.

Key features

All-in-one

- PoE device installs quickly and is online in minutes no additional systems or configurations needed
- Hybrid cloud infrastructure pairs cloud technology with powerful on board storage and edge compute capabilities, eliminating complex configurations and on prem NVRs / DVRs
- Device includes two inputs and a single dry relay output for door unlock capabilities, on doors with or without Verkada Access Control

Cloud-based for endless scalability

- Route calls to any receiver or location - regardless of network, location or geography. This gives organizations powerful tools to intelligently route incoming calls
- Simply and intuitively set up the device from anywhere, right in Verkada Command
- No added software or receiver configurations needed - everything is managed in Verkada

Works in any environment

- IP66 and IK08 rated, so it can be deployed in direct sunlight, wet conditions or outdoor environments as cold as -40°F or as hot as 122°F
- 15 meters of infrared range, an ambient light sensor and wide dynamic range to provide pixel-perfect resolution in any lighting condition
- Versatile mount plates, rain hoods and surface mounts provide expanded flexibility for installation on any surface and in any entryway



TD52 Video Intercom Tech Specs



TD52

Power and network

Power Consumption	With IR = 37-57V, 0.34-0.22A 12.41W Without IR = 37-57V, 0.25-0.16A, 9.39W With Heater = 37-57V, 0.48-0.31A, 17.7W	Power Input	IEEE 802.3af PoE IEEE 802.3at PoE+ (extended temperature range*)
Connectivity	Ethernet: 10/100Mbps RJ-45 cable connector for Network/PoE connection	Status LED Indicator	System power and status indicator

General

Operating Temperature	-20°C to +50°C / -4°F to 122°F 802.3af POE -40°C to +50°C / -40°F to 122°F 802.3at PoE+	Dimensions	Length: 238mm / 9.4in Width: 128mm / 5in Height: 44mm / 1.7in
Operating Humidity	0 to 90%	Weight	1.1kg / 2.3lb
Tamper Detection	Yes	Construction	Aluminum, steel, polycarbonate
Warranty	10 years	Included Accessories	Flush mount adapter plate, T10 screwdriver, mounting hardware kit, grommet punch
Storage	256GB	Separate Accessories	Surface mount, angle mount, trim plate, rain hood, PoE over 2-wire converter
Inputs/Outputs	2x dry inputs 1x dry relay, 30VDC @1A (resistive load) 1x RS-485 port		

Compliance and availability

Certifications	IK08, IP66	Compliance and Safety	FCC, ICES, NDA
-----------------------	------------	------------------------------	----------------

*Extended temperature range includes operating temperatures below -8.5°C / 16.7°F and assumes IR will be enabled.



TD52 Video Intercom Tech Specs



TD52

Camera specifications

Sensor Resolution¹	5MP (2688 x 1944)	Iris	Fixed
Lens Type	Fixed	Aperture	F2.0
Image Sensor	1 / 2.8" Progressive CMOS	Field of View²	Horizontal: 134° Vertical: 100° Diagonal: 169°
IR Range	15m / 50ft in low light	Focal Length	2.12mm

Audio specifications

Audio Streaming	Two-way, fully duplex with echo cancellation and noise suppression	Audio Input	2 omnidirectional digital MEMs microphones
Audio Output	5W speaker; 90db SPL at 1m / 3.3ft		

Intercom software capabilities

Call Routing	Four receiver options (iPad-based Desk Station, iOS and Android Verkada Pass application, phone number, web browser), multiple failover steps, schedulable call logic	Events	Annotated call events, people detection, person of interest search, on device storage, cloud backup
---------------------	---	---------------	---

Video security software capabilities

Alerts	Device status, motion detection, people detection, vehicle detection, Person of Interest search, crowd detection	Streaming and Storage	Cloud backup, selectable storage location, timelapse, RTSP
People Analytics	People search, attribute search, face search, occupancy trends	Sharing and Privacy	Live link, privacy regions, audit log
Vehicle Analytics	Vehicle search, attribute search		

1. All our cameras record in "adaptive quality," capturing both standard and high quality streams. Standard quality (SQ) video is stored up to the amount of retention specified by the customer. The amount of high quality video stored on the camera will depend on the amount of motion detected by the camera over time. To learn more, visit our website: <https://www.verkada.com/blog/recording-in-adaptive-quality/>

2. Lens Distortion Correction (LDC) crops the sensor field of view to deliver a rectified, undistorted output image.



Ordering Information

Intercom pricing

Model Number	Description	Cost (MSRP) USD
TD52-HW	Verkada Video Intercom	\$1,599
LIC-TD-1Y	1-Year Intercom License	\$249
LIC-TD-3Y	3-Year Intercom License	\$599
LIC-TD-5Y	5-Year Intercom License	\$999
LIC-TD-10Y	10-Year Intercom License	\$1,999

Desk Station App License pricing

LIC-TX-1Y ¹	1-Year Desk Station App License	\$249
LIC-TX-3Y	3-Year Desk Station App License	\$599
LIC-TX-5Y	5-Year Desk Station App License	\$999
LIC-TX-10Y	10-Year Desk Station App License	\$1,999

Intercom accessories pricing²

ACC-INT-SURF	Surface Mount	\$199
ACC-INT-HOOD	Rain Hood	\$99
ACC-INT-TRIM	Trim Plate	\$49
ACC-INT-ANGLE	Angle Mount	\$299
ACC-POE-2WIRE ³	2-Wire Converter	\$399
ACCX-TBL-STD-1	Stouchi Tablet Stand	\$39
ACCX-TBL-1	Apple iPad, 10.2 inch Wi-Fi 64GB	\$329

1. The Desk Station app can be installed on any iPad running iOS 15 or later.

2. For more information see the [mounts for video intercom](#) guide.

3. Supported transmission methods include: Coaxial cable, twisted pair, telephone line and RVV. All cables support a max distance of 500M. Adapters are provided for both ends of the mount.